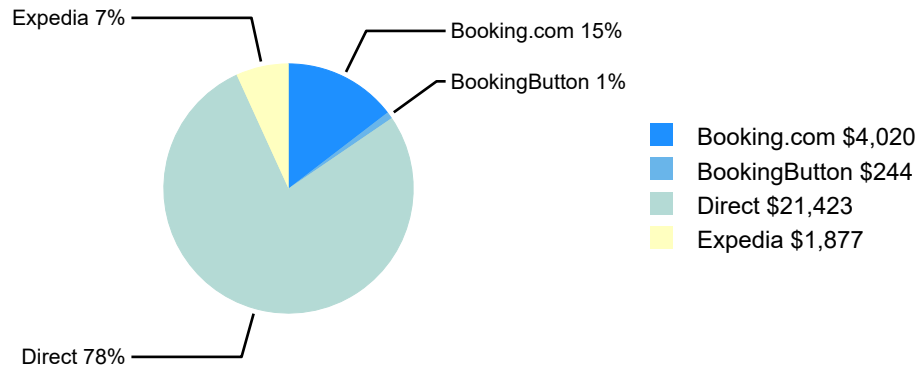


Reservations Received Analysis

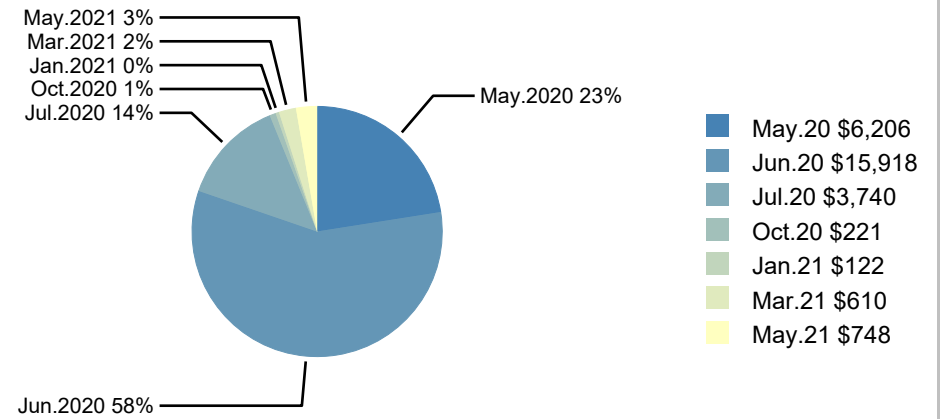
Percentage values based on income per graph

From Fri 29-May-2020
To: Fri 19-Jun-2020
As at: Wed 24 Jun 2020 5:45 PM

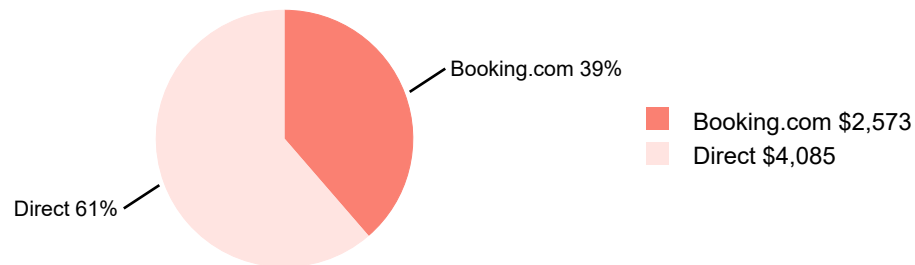
Reservations by Source



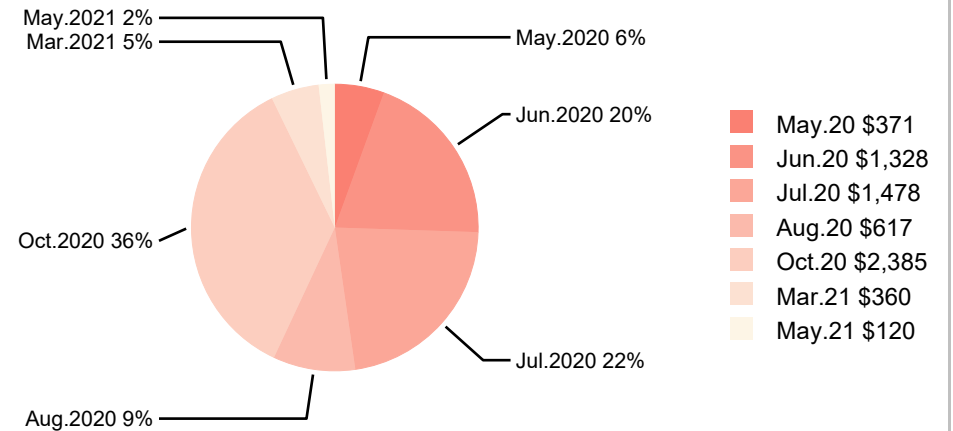
Reservations by Arrival Month



Cancellation by Source



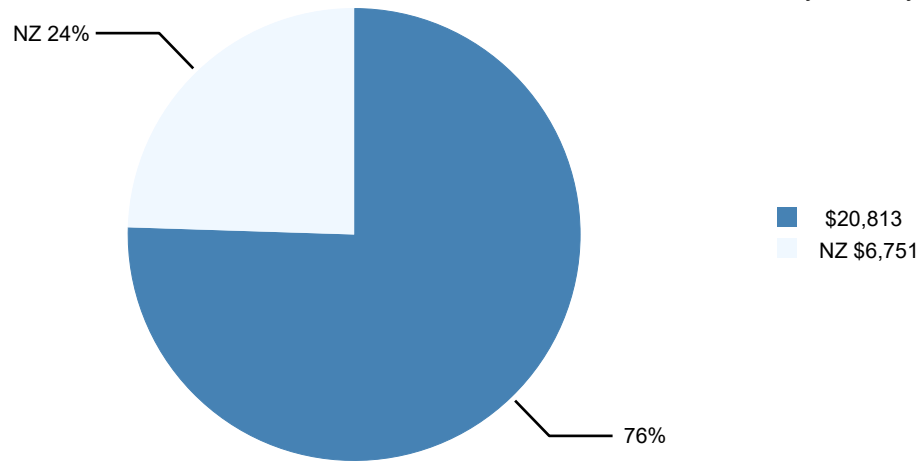
Cancellations by Arrival Month



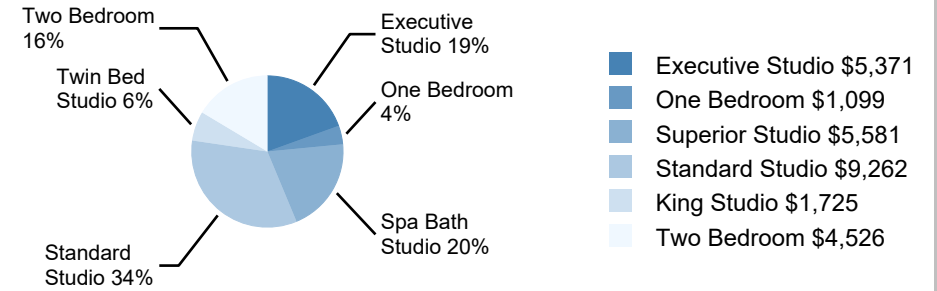
Reservations Received Analysis

From: Fri 29-May-2020
To: Fri 19-Jun-2020
As at: Wed 24 Jun 2020 5:45 PM

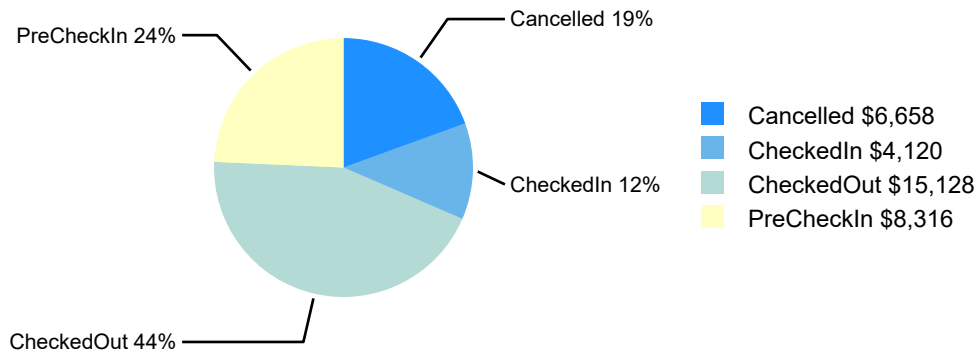
Reservations by Country



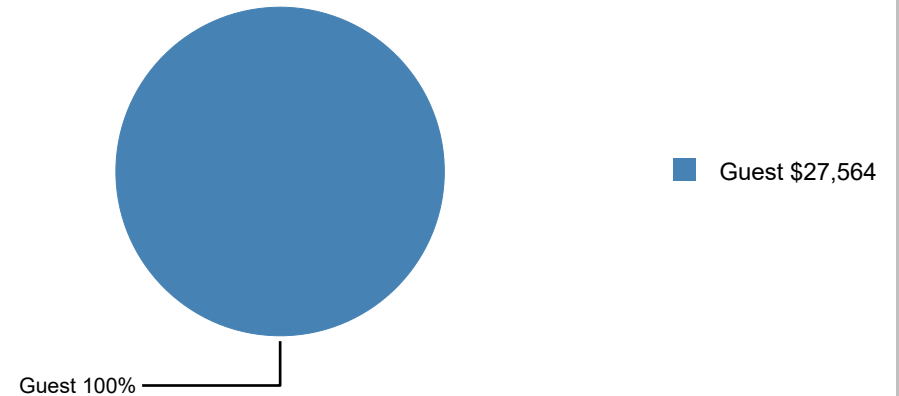
Reservations by Room Type



Reservation by Reservation Group



Reservation by Guest Type



Reservations Received Analysis

From: Fri 29-May-2020
To: Fri 19-Jun-2020
As at: Wed 24 Jun 2020 5:45 PM

Reservation Table Rows - Reservation state group Columns - Month the reservation to arrive

	2020					2021					
	May 2020	Jun 2020	Jul 2020	Aug 2020	Oct 2020	Jan 2021	Mar 2021	May 2021	Total		
Reservation State									Number	Value	Nights
New Booking	\$6,206	\$15,918	\$3,740		\$221	\$122	\$610	\$748	94	\$27,564	264
Cancelled	-\$371	-\$1,328	-\$1,478	-\$617	-\$2,385		-\$360	-\$120	-24	-\$6,658	-51
Total by arrival month	\$5,835	\$14,590	\$2,262	-\$617	-\$2,164	\$122	\$250	\$628	70	\$20,906	213